

Scaled data based on original data using
LM-79-08 Approved Method: Electrical and Photometric Measurements of Solid-
State Lighting Products

Test Report Prepared for
Cooper Lighting Solutions
(formerly Eaton)

Brand: INVUE

Report Number: P139444

Luminaire Tested: **ENT-F01-LED-E1-BL2-7030**

Issue Date: 03/03/2020

Test Information

Test Method: LM-79-08
Report Number: P139444
REPORT IS SCALED FROM IESNA LM-79-08 TEST DATA (P33644)
Test Lab: INNOVATION CENTER-P3
Issue Date: 03/03/2020
Manufacturer: COOPER LIGHTING SOLUTIONS (FORMERLY EATON)
Product Line: INVUE
Catalog Number: ENT-F01-LED-E1-BL2-7030
Description: ENTRI LED LUMINAIRE
(1) LIGHTBARS WITH AccuLED OPTICS - TYPE 2
Light Source: (7) 3000K CCT, 70 CRI LEDs
Ballast/Driver: -

Summary

Lumens per Lamp: N/A
Luminaire Lumens: 2064.5 lumens
Efficiency: N/A
Efficacy: 79.7 lumens/watt
Luminous Opening: Rectangular (W 1' x L: 0.17' x H: 0')
IES Classification: Type II - Short - Semi-Cutoff
BUG Rating: B1 - U0 - G1

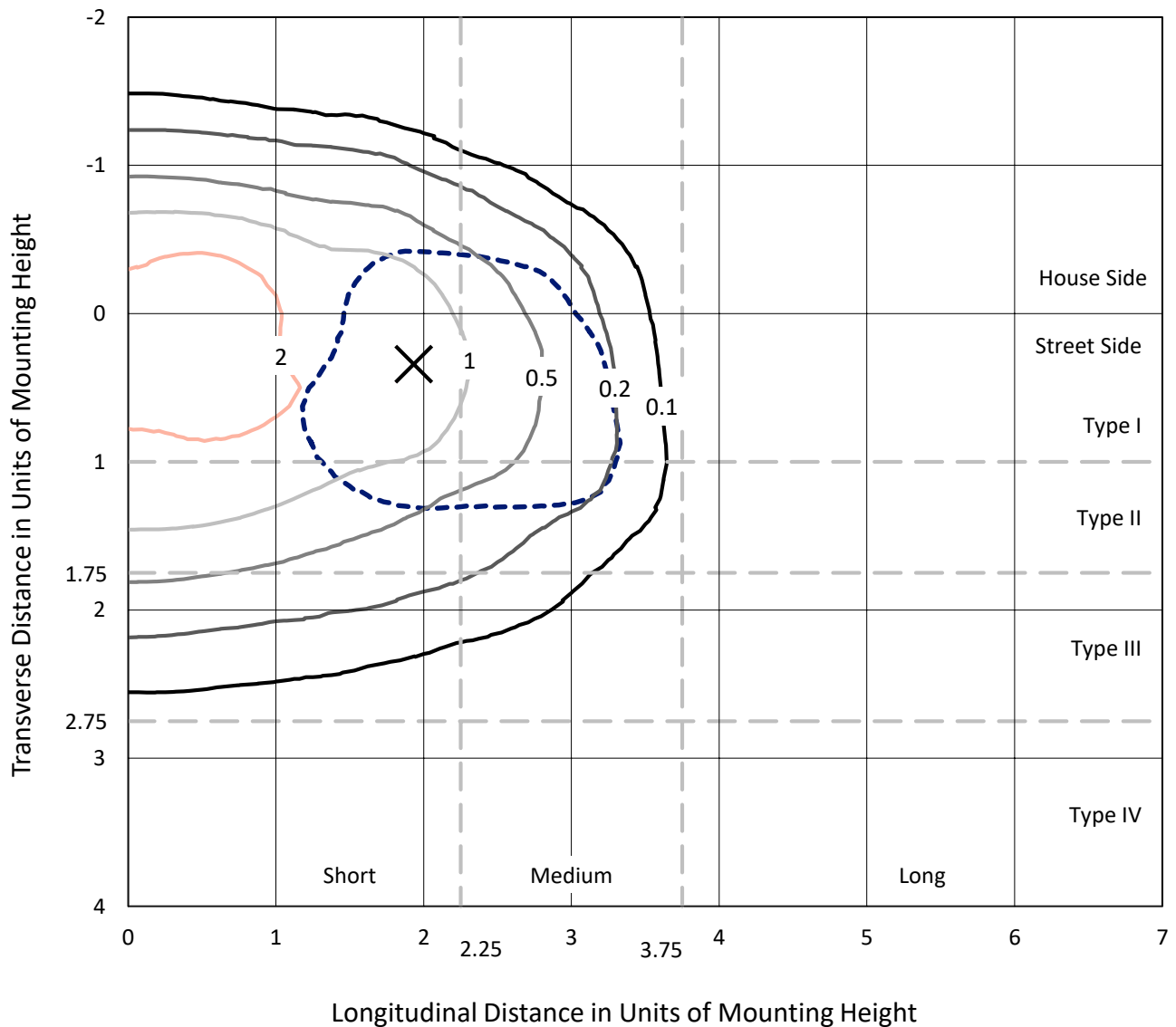
Input Watts (W): 25.9
Input Voltage (V): NR
Input Current (Ain): NR
Voltage Rise (V): NR
Power Factor: NR
Total Harmonic Distortion (THDi): NR
Frequency (hertz): 60
Stabilization Time: NR
Operation Time: NR
Ambient Temperature (°C): NR
Test Distance: 25 FT



REPORT NUMBER: P139444
 CATALOG NUMBER: ENT-F01-LED-E1-BL2-7030

Iso-Footcandle Lines of Horizontal Illumination

× Max cd
 - - - 1/2 Max cd

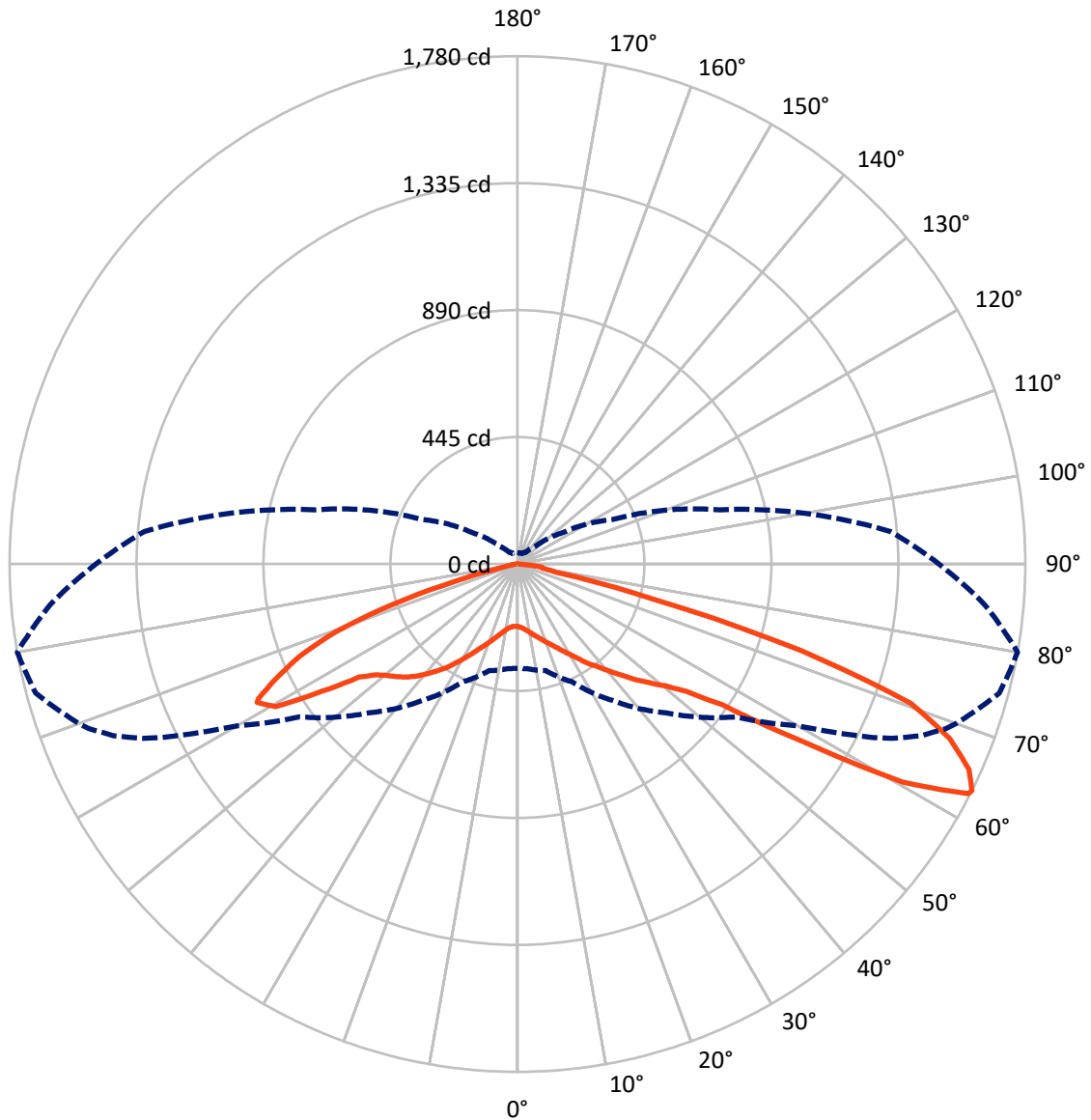


Based on 10 foot mounting height. Maximum calculated value = 2.7 fc
 Type II - Short - Semi-Cutoff

REPORT NUMBER: P139444

CATALOG NUMBER: ENT-F01-LED-E1-BL2-7030

Luminous Intensity Polar Plot



— Vertical Plane Through 80-Deg Lateral - - - Horizontal Cone Through 63-Deg Vertical

REPORT NUMBER: P139444

CATALOG NUMBER: ENT-F01-LED-E1-BL2-7030

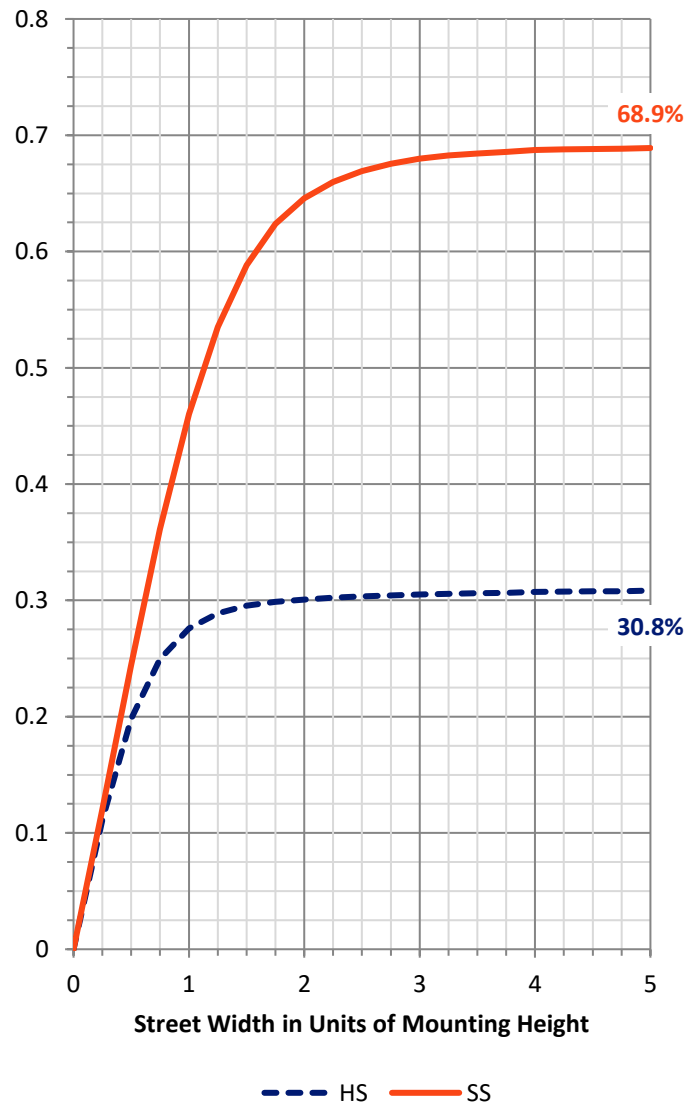
FLUX DISTRIBUTION:

		Downward	Upward	Total
House Side	Lumens	643.0	0.0	643.0
	% Fixture	31.1	0.0	31.1
Street Side	Lumens	1421.5	0.0	1421.5
	% Fixture	68.9	0.0	68.9
Total	Lumens	2064.5	0.0	2064.5
	% Fixture	100.0	0.0	100.0

Coefficient of Utilization

ZONAL LUMENS:

Zone	Lumens	% Fixture
0°-10°	21.9	1.1
10°-20°	75.2	3.6
20°-30°	141.2	6.8
30°-40°	224.2	10.9
40°-50°	338.4	16.4
50°-60°	475.6	23.0
60°-70°	554.9	26.9
70°-80°	214.5	10.4
80°-90°	18.7	0.9
90°-100°	0.0	0.0
100°-110°	0.0	0.0
110°-120°	0.0	0.0
120°-130°	0.0	0.0
130°-140°	0.0	0.0
140°-150°	0.0	0.0
150°-160°	0.0	0.0
160°-170°	0.0	0.0
170°-180°	0.0	0.0
0°-90°	2064.5	100.0
0°-180°	2064.5	100.0



REPORT NUMBER: P139444

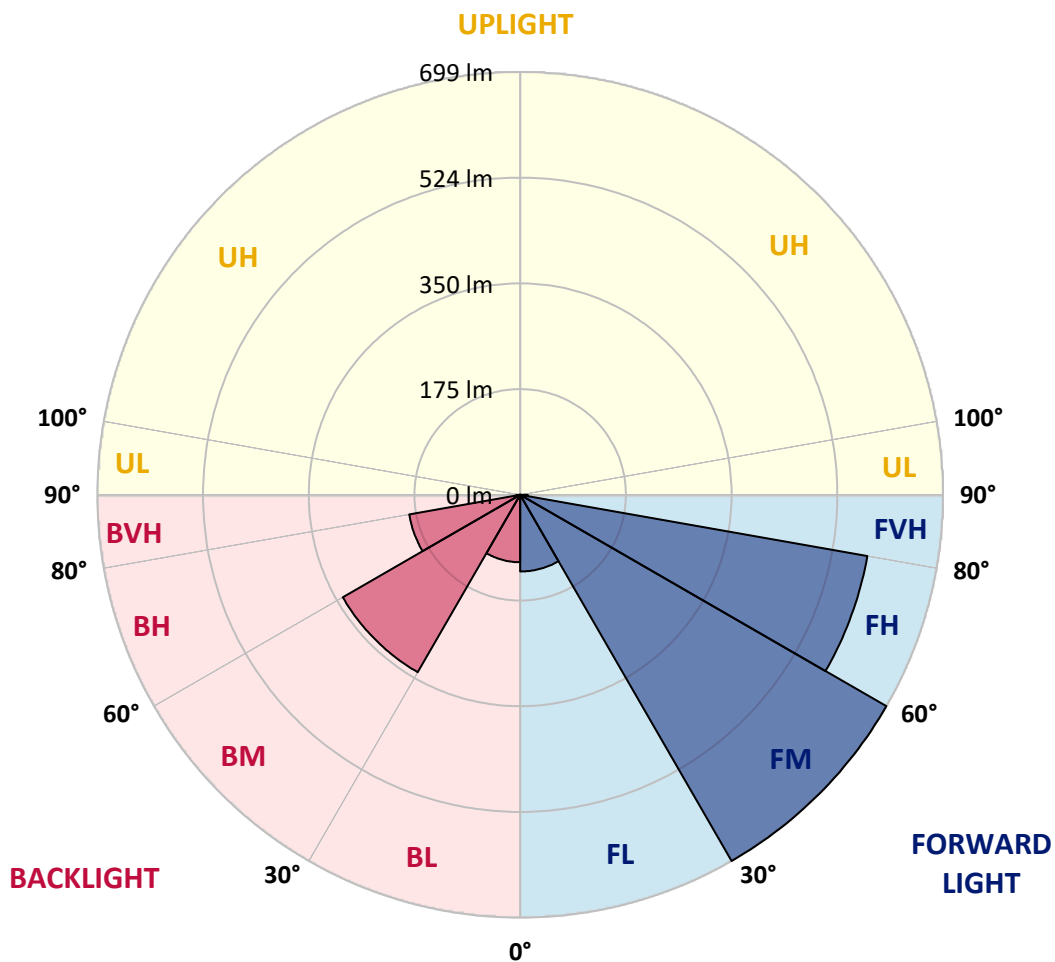
CATALOG NUMBER: ENT-F01-LED-E1-BL2-7030

LUMINAIRE CLASSIFICATION SYSTEM LUMEN TABLE AND BUG RATING:

Zone	Lumens	% Fixture	Zone Rating/Lumen Limit		
			B	U	G
FL (0°-30°)	126.8	6.1			
FM (30°-60°)	699.3	33.9			
FH (60°-80°)	583.0	28.2			G0/660
FVH (80°-90°)	12.4	0.6			G1/100
BL (0°-30°)	111.5	5.4	B1/500		
BM (30°-60°)	338.8	16.4	B1/1000		
BH (60°-80°)	186.4	9.0	B1/500		G1/500
BVH (80°-90°)	6.2	0.3			G0/10
UL (90°-100°)	0.0	0.0		U0/0	
UH (100°-180°)	0.0	0.0		U0/0	

BUG Rating: B1-U0-G1

Type II Short





REPORT NUMBER: P139444

CATALOG NUMBER: ENT-F01-LED-E1-BL2-7030

CANDELA DISTRIBUTION (FULL):

	0°	5°	15°	25°	35°	45°	55°	60°	61°	62°	64°
0°	218.7	218.7	218.7	218.7	218.7	218.7	218.7	218.7	218.7	218.7	218.7
2.5°	229.6	228.8	229.2	228.8	228.8	228.1	225.8	225.8	225.4	225.8	225.1
5°	242.0	241.7	241.3	240.5	240.5	239.0	235.2	234.5	234.9	234.1	232.6
7.5°	256.0	255.6	254.8	253.3	252.6	250.3	245.0	244.3	243.9	243.2	242.0
10°	269.9	269.6	268.4	266.5	264.7	261.3	256.0	254.1	253.7	253.3	252.2
12.5°	284.3	283.1	283.5	280.1	277.1	272.9	266.9	265.0	264.7	264.3	263.9
15°	300.1	299.7	299.0	294.4	288.8	283.1	277.1	274.8	273.3	273.7	273.3
17.5°	315.2	314.8	312.2	305.7	298.2	291.8	284.3	282.7	282.7	282.4	282.4
20°	326.1	325.7	323.1	315.2	305.4	298.2	292.2	292.2	291.8	292.2	292.5
22.5°	331.0	331.0	327.6	318.9	308.4	303.1	301.2	302.4	302.7	303.1	303.9
25°	332.9	332.9	329.5	319.3	309.5	310.3	312.5	314.4	315.2	315.2	317.8
27.5°	336.3	336.7	332.1	321.2	313.3	320.4	326.1	328.7	329.9	330.6	334.0
30°	346.5	346.1	342.3	330.6	324.6	334.8	345.0	347.6	350.2	350.2	354.0
32.5°	361.5	361.2	358.9	349.9	347.2	360.0	369.1	374.7	374.4	375.1	377.8
35°	381.5	381.9	383.4	381.1	383.4	396.2	406.4	408.7	409.0	409.4	409.8
37.5°	404.1	404.5	412.8	420.0	430.2	449.0	455.0	456.2	453.5	453.5	452.8
40°	421.1	423.0	441.5	460.3	481.8	507.4	516.5	514.2	512.3	510.8	506.3
42.5°	455.8	456.9	476.5	503.7	533.8	569.3	585.1	577.6	577.2	570.4	567.0
45°	490.5	493.5	514.6	545.1	581.3	630.3	653.7	647.3	646.2	643.2	633.7
47.5°	518.0	522.1	545.5	581.7	623.2	679.7	721.6	726.1	723.5	720.1	712.5
50°	541.4	544.8	568.5	608.1	655.6	717.4	777.4	793.6	795.8	794.3	792.4
52.5°	556.4	559.8	583.2	625.4	674.4	745.3	818.8	850.9	857.7	857.3	865.2
55°	556.8	560.6	584.7	631.1	685.0	764.5	857.3	907.8	916.1	926.3	943.2
57.5°	536.1	539.9	570.0	623.6	688.0	779.6	894.6	983.6	1006.2	1026.2	1072.9
60°	478.4	479.9	513.1	584.7	673.7	776.2	922.9	1048.8	1080.8	1124.2	1199.6
62.5°	389.8	392.8	413.2	482.9	607.0	746.5	934.2	1121.6	1174.3	1237.7	1358.3
63°	365.3	367.9	386.8	455.8	584.3	737.0	933.8	1133.3	1191.3	1256.5	1386.6
65°	282.0	282.7	296.7	348.7	479.5	668.4	913.5	1116.7	1190.2	1266.3	1402.8
67.5°	227.3	230.0	243.9	280.5	378.9	561.3	822.2	967.4	1017.5	1092.5	1255.0
70°	177.9	182.5	195.7	237.1	323.1	452.0	691.8	807.5	838.4	874.3	1012.2
72.5°	117.6	118.8	121.0	144.0	225.4	351.7	575.7	654.5	666.5	692.2	759.6
75°	55.4	59.6	63.0	74.6	109.0	230.3	417.3	464.8	479.2	505.9	530.4
77.5°	24.1	23.8	25.3	34.3	57.3	102.5	259.8	343.4	348.3	342.3	331.8
80°	7.5	7.9	8.3	9.0	18.1	49.0	112.3	230.7	254.8	271.1	266.5
82.5°	0.8	0.4	1.1	2.3	3.8	7.2	42.2	108.2	136.1	167.0	206.6
85°	0.0	0.0	0.4	0.4	0.8	1.5	2.6	11.3	18.8	21.9	43.4
87.5°	0.0	0.0	0.4	0.4	0.8	1.1	1.1	1.5	1.5	1.5	1.5
90°	0.0	0.0	0.0	0.0	0.0	0.0	0.0	0.0	0.0	0.0	0.0



REPORT NUMBER: P139444

CATALOG NUMBER: ENT-F01-LED-E1-BL2-7030

CANDELA DISTRIBUTION (continued):

	65°	66°	67°	68°	69°	70°	75°	80°	85°	90°	95°
0°	218.7	218.7	218.7	218.7	218.7	218.7	218.7	218.7	218.7	218.7	218.7
2.5°	224.7	224.7	223.9	224.3	223.9	223.9	223.2	222.4	222.1	220.2	219.0
5°	232.6	232.6	232.2	231.5	231.5	231.1	229.2	227.3	226.2	223.9	221.7
7.5°	241.7	241.3	240.5	239.8	239.8	239.4	236.8	234.9	232.6	229.2	226.6
10°	252.2	251.8	251.1	249.9	249.9	249.6	246.9	243.9	242.0	237.9	234.5
12.5°	263.5	262.4	262.0	261.3	260.5	260.5	258.2	255.2	253.7	249.2	245.8
15°	272.9	272.2	271.8	271.4	271.1	270.3	268.4	265.8	264.7	260.9	258.2
17.5°	282.0	282.0	282.4	281.6	281.2	280.5	279.4	278.6	277.5	274.1	272.6
20°	292.5	292.5	293.3	292.9	292.5	293.7	293.3	292.9	292.9	289.9	288.8
22.5°	305.0	304.6	305.7	305.4	305.7	306.9	308.4	307.6	309.1	307.3	306.5
25°	319.3	318.9	320.1	320.8	321.6	322.3	325.3	326.1	328.0	327.6	326.1
27.5°	335.5	335.9	336.3	338.2	339.3	340.1	344.2	346.5	350.2	348.7	350.2
30°	354.4	356.3	357.8	359.7	360.0	360.8	367.6	369.8	371.7	372.8	375.1
32.5°	380.4	381.5	381.9	384.2	384.9	386.0	393.2	396.2	398.9	399.2	403.4
35°	412.1	412.8	413.9	415.1	416.6	415.8	424.1	428.6	432.0	432.4	436.9
37.5°	453.9	451.3	452.4	450.9	448.6	448.6	451.3	455.8	459.6	462.6	467.1
40°	504.0	502.2	501.8	498.4	494.6	491.2	489.7	492.4	495.4	498.0	503.7
42.5°	561.3	559.5	553.1	550.8	544.4	540.6	530.4	531.6	536.8	538.4	541.7
45°	628.5	621.7	619.4	605.5	602.8	597.5	578.3	576.8	581.3	581.7	579.4
47.5°	705.0	700.1	694.8	685.0	674.8	666.2	636.7	621.3	626.2	625.8	614.9
50°	788.3	787.5	779.6	773.2	764.2	751.7	699.3	671.1	674.8	671.4	651.5
52.5°	867.8	865.6	865.2	860.3	856.9	852.8	789.1	740.4	731.8	724.6	699.0
55°	951.5	957.2	953.4	961.3	967.4	966.6	940.2	869.0	824.9	819.2	780.0
57.5°	1091.0	1104.6	1122.7	1123.5	1139.7	1163.0	1210.5	1159.3	1048.8	1026.9	974.5
60°	1250.9	1285.9	1331.2	1353.4	1388.1	1424.3	1543.4	1551.3	1396.8	1312.3	1216.2
62.5°	1411.5	1457.5	1511.0	1545.7	1588.7	1616.9	1742.9	1773.0	1632.0	1476.3	1318.0
63°	1445.4	1492.5	1538.9	1572.8	1609.0	1635.0	1748.1	1779.8	1644.8	1476.7	1311.6
65°	1463.1	1507.2	1543.4	1573.6	1597.7	1615.4	1704.8	1739.1	1627.9	1422.0	1239.6
67.5°	1328.5	1399.4	1445.0	1481.6	1506.1	1530.6	1612.8	1634.3	1555.5	1315.7	1130.2
70°	1099.7	1181.5	1253.5	1310.4	1352.7	1390.0	1476.3	1461.6	1393.8	1143.4	958.7
72.5°	809.0	880.3	950.4	1014.9	1069.9	1117.4	1174.3	1041.3	938.0	760.4	663.5
75°	544.0	559.5	591.5	623.6	643.5	657.1	622.0	495.8	402.6	361.2	315.9
77.5°	321.2	310.6	311.8	303.9	298.6	297.5	249.6	138.7	73.1	74.6	78.4
80°	256.4	244.7	232.2	218.3	209.2	199.4	162.5	89.0	31.7	25.6	26.8
82.5°	207.3	204.3	197.5	183.2	168.9	151.9	116.1	85.6	18.1	14.3	15.5
85°	40.3	45.2	40.7	44.5	33.2	31.3	18.5	20.0	7.2	6.4	7.9
87.5°	1.5	1.5	1.5	1.5	1.5	1.5	1.5	1.5	1.5	1.5	3.0
90°	0.0	0.0	0.0	0.0	0.0	0.0	0.0	0.0	0.0	0.0	0.0



REPORT NUMBER: P139444

CATALOG NUMBER: ENT-F01-LED-E1-BL2-7030

CANDELA DISTRIBUTION (continued):

	105°	115°	125°	135°	145°	155°	165°	175°	180°
0°	218.7	218.7	218.7	218.7	218.7	218.7	218.7	218.7	218.7
2.5°	217.2	215.6	214.5	213.0	212.2	211.1	210.7	209.6	210.0
5°	217.9	215.3	213.0	210.7	209.2	208.5	207.7	207.0	207.0
7.5°	221.7	218.3	215.6	213.0	211.9	210.4	210.0	208.9	208.9
10°	229.6	225.8	222.4	219.4	217.9	216.0	215.3	214.1	214.1
12.5°	241.3	237.9	234.1	229.6	226.6	224.3	222.4	221.7	221.7
15°	254.5	251.8	248.8	242.8	237.9	233.7	230.0	228.5	228.1
17.5°	270.3	268.0	265.0	258.2	250.3	241.7	235.2	232.2	231.9
20°	289.5	287.3	282.7	273.3	260.9	247.3	237.1	232.6	232.2
22.5°	309.1	309.1	301.6	286.1	267.7	249.6	236.0	230.0	228.8
25°	330.6	331.8	320.4	296.3	271.4	248.4	231.1	223.6	222.1
27.5°	356.6	355.5	336.7	304.2	271.8	243.9	223.2	214.1	212.6
30°	385.3	377.8	349.9	308.8	269.2	235.6	212.6	202.4	201.3
32.5°	413.9	397.7	359.7	309.5	261.6	223.6	198.7	188.1	186.6
35°	444.5	415.5	365.7	305.4	249.2	207.3	181.3	171.2	169.6
37.5°	470.1	429.0	367.6	294.4	230.3	188.5	165.5	154.9	152.3
40°	493.5	438.8	364.2	276.7	209.2	170.0	148.9	139.9	139.1
42.5°	515.0	443.3	352.1	253.7	188.1	154.2	135.0	126.3	125.5
45°	531.6	440.3	331.8	228.5	170.8	140.6	122.5	114.6	113.1
47.5°	542.1	429.4	303.9	207.3	156.5	126.7	109.0	100.7	99.2
50°	550.4	413.2	275.6	191.1	142.5	112.3	95.0	87.5	86.3
52.5°	561.3	392.5	251.1	176.4	126.3	96.1	80.7	73.5	72.4
55°	585.5	374.7	233.7	160.2	109.0	79.2	66.4	61.8	60.3
57.5°	667.3	380.8	222.8	140.6	89.0	63.7	55.0	52.4	52.0
60°	753.2	406.4	217.5	118.0	69.0	51.6	46.7	46.0	45.6
62.5°	748.7	383.4	195.7	92.7	53.2	42.6	40.3	40.7	40.7
63°	733.6	369.5	188.5	87.1	50.5	41.5	39.2	39.2	39.2
65°	642.4	313.3	153.1	66.0	42.2	36.9	35.1	35.4	35.8
67.5°	530.4	226.2	100.7	46.0	38.1	33.6	31.3	30.5	30.5
70°	405.6	152.3	59.6	40.0	37.7	31.3	27.5	26.8	26.8
72.5°	266.2	93.1	40.3	40.0	37.3	29.8	25.6	24.1	24.1
75°	122.1	46.0	33.6	38.5	35.4	27.5	22.6	20.7	20.4
77.5°	47.5	29.0	30.2	32.4	27.5	22.6	20.4	18.8	18.5
80°	27.5	23.4	26.4	23.4	20.0	17.3	17.3	16.2	15.8
82.5°	20.0	20.0	20.4	17.0	15.1	14.3	14.3	13.2	12.8
85°	14.3	14.7	17.0	13.6	11.7	10.2	9.4	9.4	9.0
87.5°	7.2	11.7	9.4	5.7	5.3	4.9	4.9	4.9	4.5
90°	0.0	0.0	0.0	0.0	0.0	0.0	0.0	0.0	0.0

(END OF REPORT)